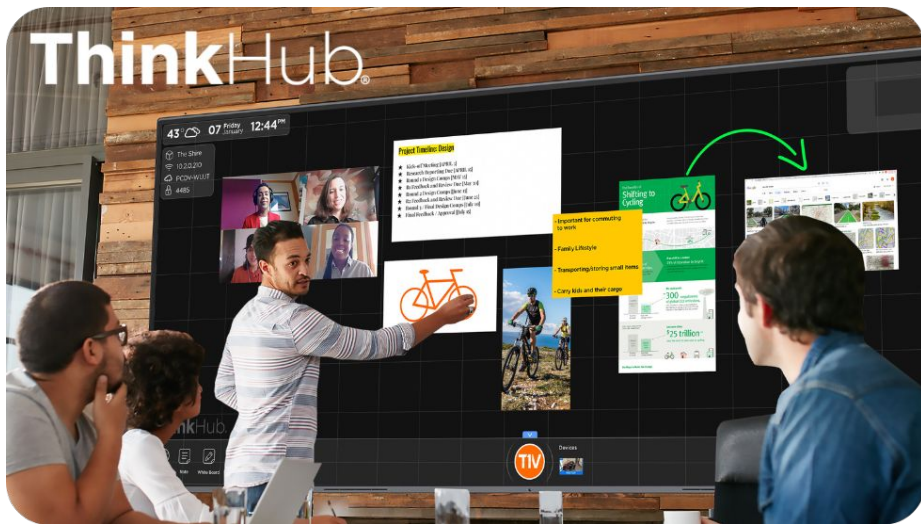


T1V

Story™

Introduction to T1V Story

Core Technology Offering



full feature collaboration for teams
room | hybrid | virtual



tell your visual
brand story

Story™

tell your visual brand story



Interactive Timeline




Interactive Map



Interactive Showcase



Interactive Image



Story™

TELL YOUR VISUAL BRAND STORY

- ➔ **Multitouch** | multiple touch points to support simultaneous interactions happening on different parts of the interactive display
- ➔ **Multiuser** | software that supports multiple people interacting with the same display at the same time
- ➔ **Semi-Custom** | tailored experiences that leverage T1V Story's existing software framework for faster, more affordable deployments
- ➔ **Mix and Match** | select one or several of our T1V Story apps to communicate with your audience; also pair well with T1V collaboration and active learning solutions
- ➔ **Branded Environments + WOW Factor**
- ➔ **Interactive Map, Interactive Timeline, and more...**



What's Included in T1V Story

Story™



Idle Screen

Provide video or rotating images to play while your wall is inactive.
Provide a 'tap to start' icon to begin interaction.

Home Screen

Provide a background image, button images, and logos to brand your Home Screen.

Interactive Map

unlimited pins, 5 filters, specify map view upon launch, option to provide MapBox account

Interactive Timeline

unlimited milestones, bookmarks (months, years, decades...the start of a series of milestones)

Interactive Showcase

break content into categories / subcategories - can have as many as you like

Interactive Image

unlimited touchpoints per image, provide pixel location of interactive touchpoints



ThinkHub®

visual collaboration software - switch from your Story to ThinkHub for increased room utilization

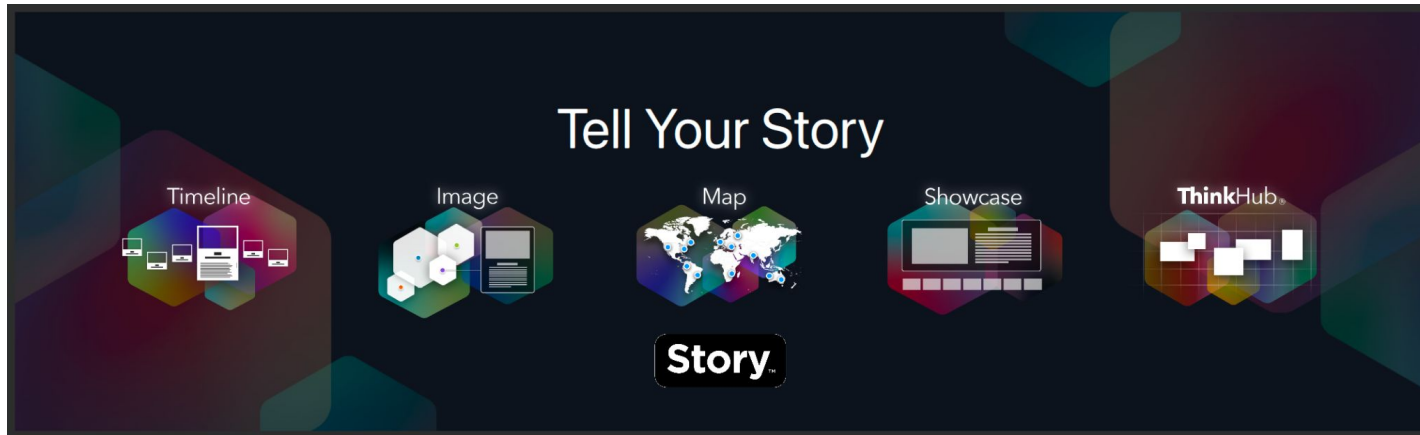
Story™

Every organization has a story to tell. Engage your audience with a fully-branded experience with T1V Story.

KEY ENVIRONMENTS

- Customer Experience Center
- Executive Briefing Center
- Alumni / Visitors Center
- Lobby / Atrium
- Innovation Labs
- ...and more


- Wow your audience with captivating content through branded interaction
- Use your existing assets to create large-scale multitouch, multiuser interactive timelines, geographic maps; choose from an impressive catalog of branded modules
- Powerful presentation tool + the ultimate platform for self-guided exploration



Story™

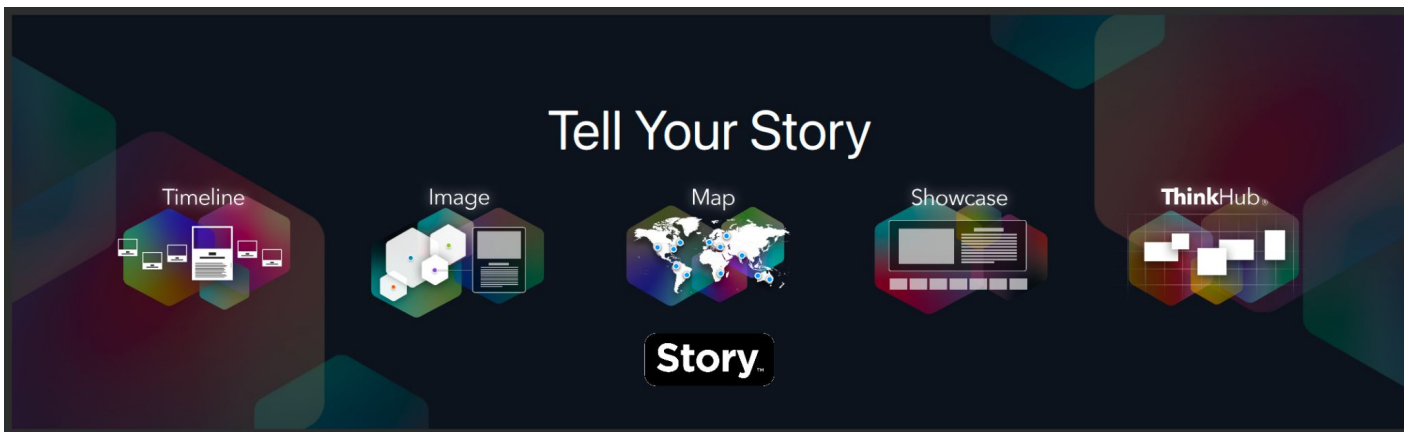
Idle Screen

Provide video or rotating images to play while your interactive wall is inactive. Provide a 'tap to start' icon to begin interaction.



Home Screen

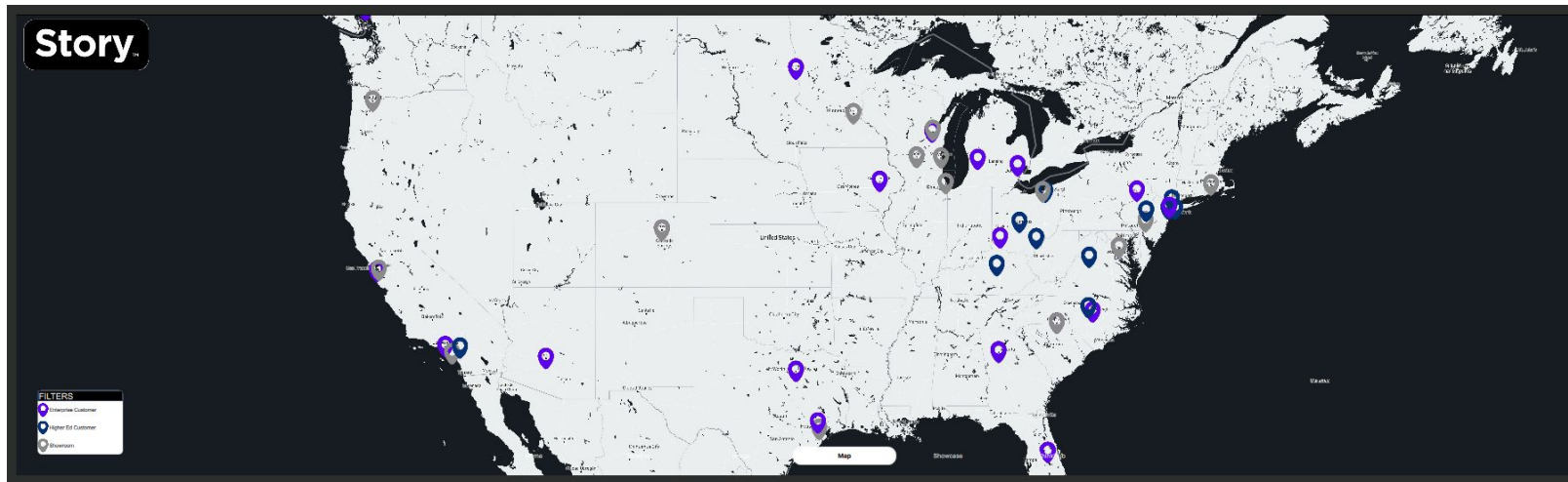
Provide a background image, button images, and logos to brand your Home Screen.



Interactive Map

Interactive Map tells your brand story through targeted geography.

- Use color-coded pins to represent different office locations, project locations, and more...
- Bring up text, images, or videos with touch gestures
- Apply filters / categories to quickly navigate content
- Select color palette to align with branding standards



Interactive Timeline

Interactive Timeline tells your brand story through key milestones of the past, present, and future.

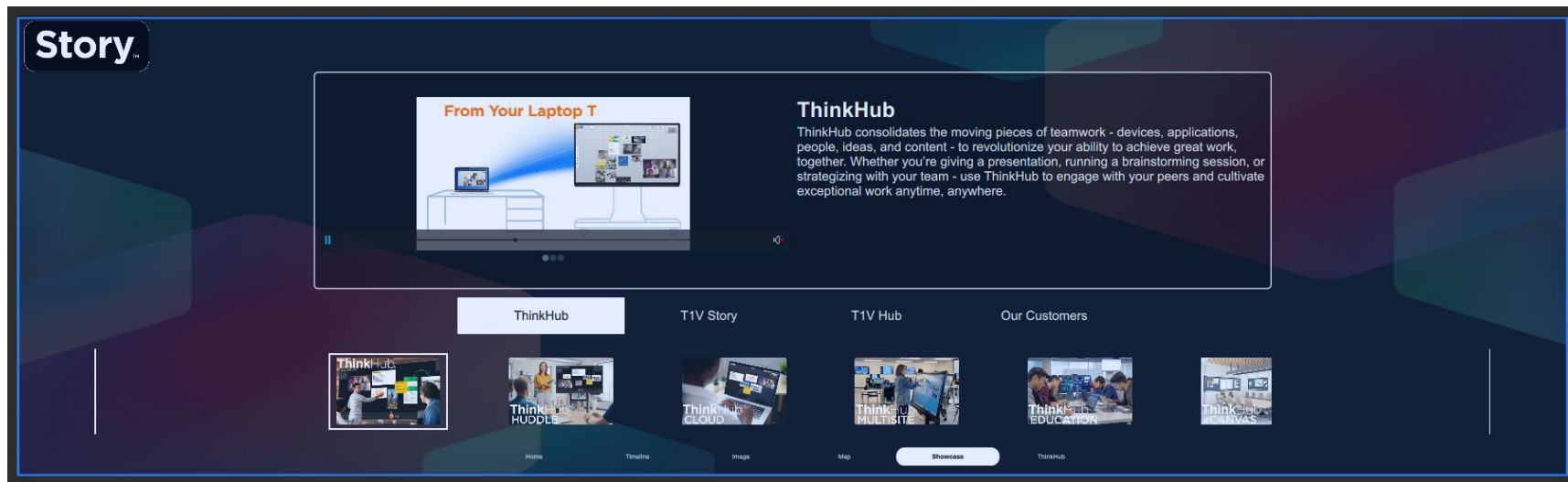
- Content is organized along a numeric timeline scale
 - ◆ organization history
 - ◆ future vision plans
 - ◆ product roadmap
- Create filters to hop to specific blocks of time (i.e., decades or 'phases' of organization)
- Deep dive into key milestones with images, text, and video



Interactive Showcase

Interactive Showcase gives you the flexibility to virtually showcase your organization's content.

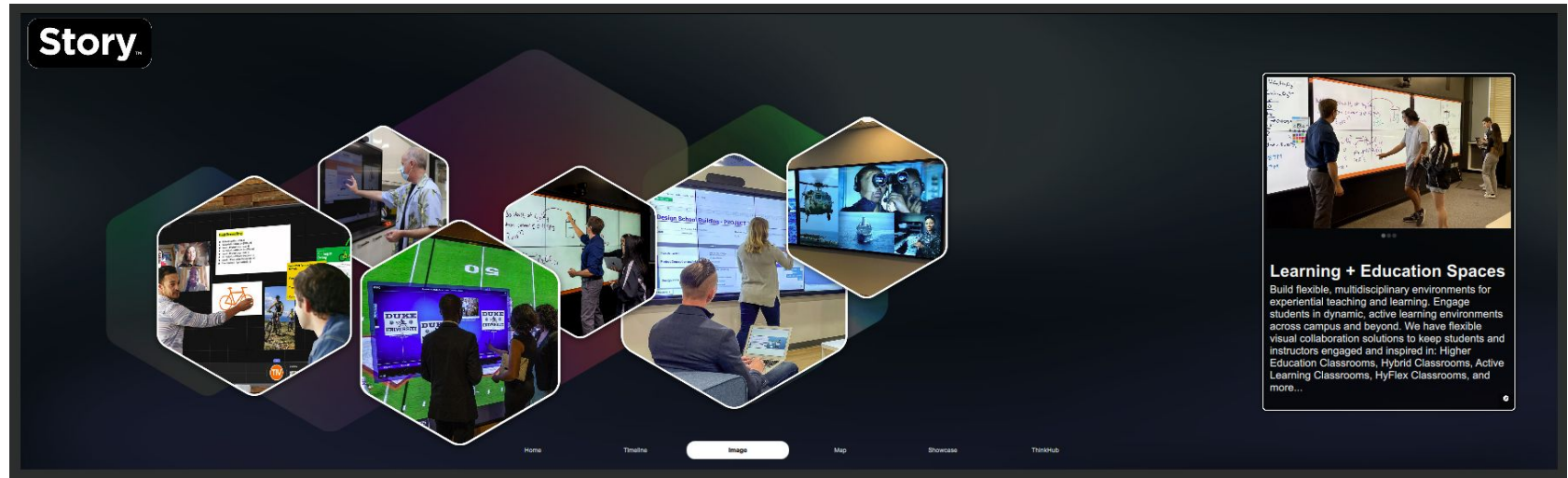
- Virtually showcase your organization's content - examples include Our People, Products & Services, Customer Case Studies
- Organize content into an easy-to-navigate, hierarchical structure



Interactive Image

Interactive Image highlights key messaging points like features, benefits, or specifications.

- Add interaction to static imagery
- Place 'hotspots' on the image to highlight specific feature callouts
- Expand on your image with descriptive text and additional imagery



Story Editor



Update your Story in real-time with our 'anyone-can-use' Story Editor tool

- + upload unlimited content
- + edit descriptions
- + share with collaborators
- + adjust collaborator permissions
- + duplicate and create multiple Stories

Story Editor

User Permissions

T1V Story Editor

User Permissions

Story Editor Capability	Viewer	Content <i>End User</i>	Editor <i>Certified Reseller</i>	Owner
Duplicate Story	✓	✓	✓	✓
Edit Images	✗	✓	✓	✓
Edit Lightbox Text and Media	✗	✓	✓	✓
Edit Thumbnails	✗	✓	✓	✓
Add / Remove Map Pins	✗	✓	✓	✓
Add / Remove Timeline Milestones	✗	✓	✓	✓
Add / Remove Showcase Items	✗	✓	✓	✓
Add / Remove Showcase Categories	✗	✓	✓	✓
Push Story Updates to Existing Room Device	✗	✓	✓	✓
Resize existing Story for new display resolution	✗	✗	✓	✓
Edit Background Image	✗	✗	✓	✓
Create New Story	✗	✗	✓	✓
Update Story Layouts	✗	✗	✓	✓
Publish Story to New Room Device	✗	✗	✓	✓
Share Story with other users	✗	✗	✓	✓
Delete Story	✗	✗	✗	✓

T1V's Unique Offering


ONE INTERACTIVE WALL, MULTIPLE PURPOSES



BYOD Collaboration Software



T1V Story Interactive Map



T1V Story Interactive Timeline

ThinkHubTM + StoryTM

- improved room utilization (collaboration + presentation + branded interaction)
- more user touch points within an organization - for external and internal use
- multiple purposes = improved ROI

ThinkHub®

FULL FEATURE COLLABORATION FOR HYBRID TEAMS

- **Cloud AND Room** | work from the hybrid meeting room or from your laptop, anywhere
- **Interactive Canvas** | share unlimited content + devices; invite Collaborators (Rooms and/or People)
- **Sync + Async** | collaborate in real-time or on your own time
- **Integrations** | works with the web-based tools like Google Drive, Zoom, Office 365, JIRA, MS Teams, monday.com, dropbox, etc...



T1V

Story™

Customer Examples



Georgia Tech

College of Computing

BUILDING COMMUNITY

CHALLENGE

Georgia Tech College of Computing wanted to create a space to celebrate its rich community of past alumni, current students, and the future students who have yet to arrive.

SOLUTION

An interactive wall is running T1V Story software, which provides the College with interactive apps to visually tell their story

- **Hall of Fame** | highlights individuals who have contributed to the College's success across decades of history.
- **Rising Stars** | showcases the accomplishments of young alumni
- **Interactive Timeline** | provides a complete timeline and history of the school - and weaving together key milestones
- **Schools** | educates visitors (or existing students) about the current schools with the College

[SEE THE CASE STUDY](#)





Lehigh University

College of Business

T1V STORY STRENGTHENS COMMUNITY AND DRIVES INTERDISCIPLINARY LEARNING AND EDUCATION

CHALLENGE

Lehigh University College of Business wanted to create an engaging, community-oriented space in their brand-new Business Innovation Building that also celebrates the school's rich history.

SOLUTION

To accomplish this, Lehigh installed a 6x1 Planar interactive video wall in the Tauck Family Lobby. Powered by T1V Story software, this interactive video wall brings the College's storied legacy and culture of campus community to life through vivid imagery and interactive applications.

+ Interactive Timeline

Lehigh Business Timeline | Journey through the College's milestones and achievements through a highly-visual, interactive timeline

+ Interactive Image

Faculty Research | Explore the College's top-tier research into the complexities of doing business and meet the faculty behind it

+ Interactive Showcase

Lehigh Business LUMInaries | Honor past and present Lehigh alumni who contribute to the business world through interactive biographies and galleries

Our Stories | Dive into compelling profiles of standout students, groundbreaking research, and accomplished alumni



Des Moines University Alumni Hall



Small interactive display outputs content to a portrait oriented non-touch 1x4 LCD wall.

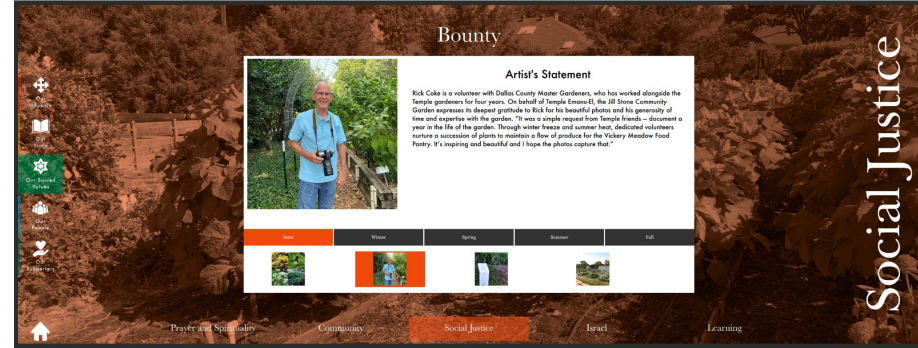
Branded Storytelling experience for the history and events at DMU - as well as key people and staff.



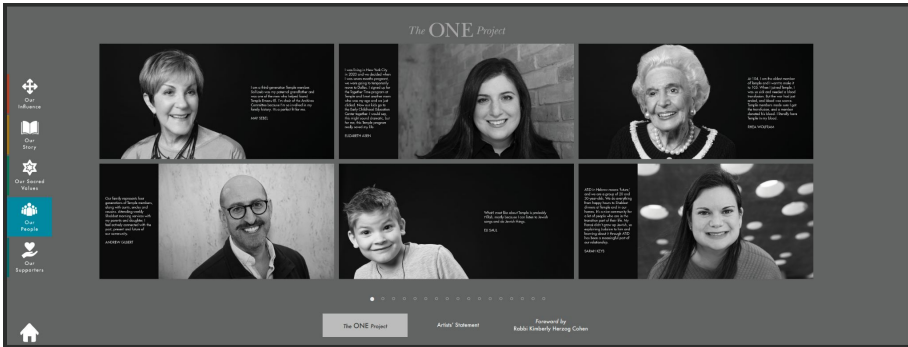
Temple Emanu-El



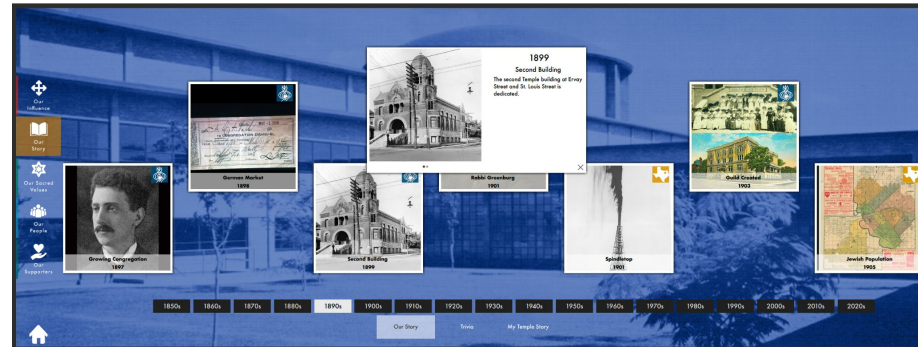
Home Screen



Interactive Showcase



Interactive Showcase




Interactive Timeline

RPM Industrial Coatings Group



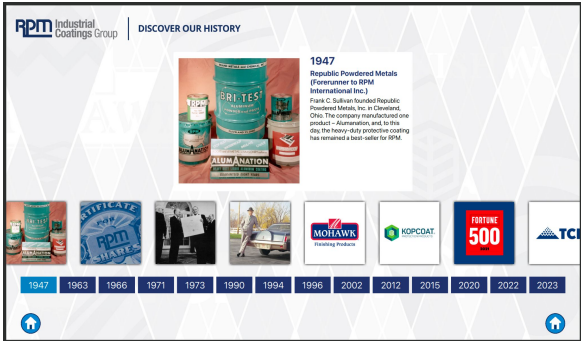
Home Screen



Interactive Image



Interactive Image



Interactive Timeline



Karl Storz Tech Center




Idle Screen



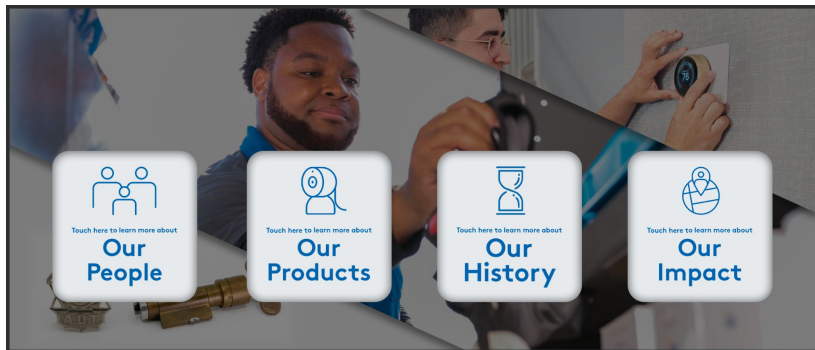
Home Screen



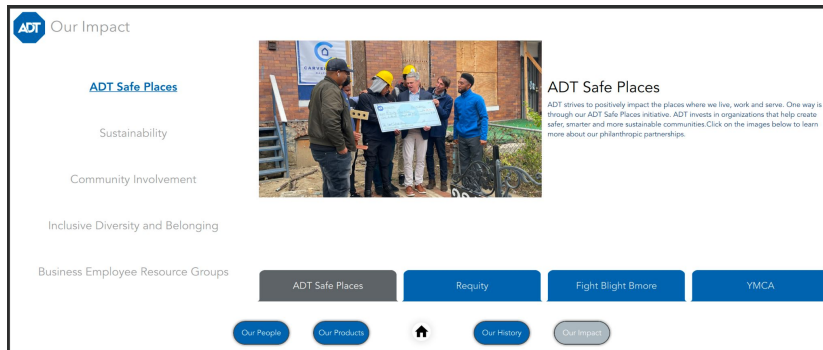
Interactive Map




Interactive Timeline



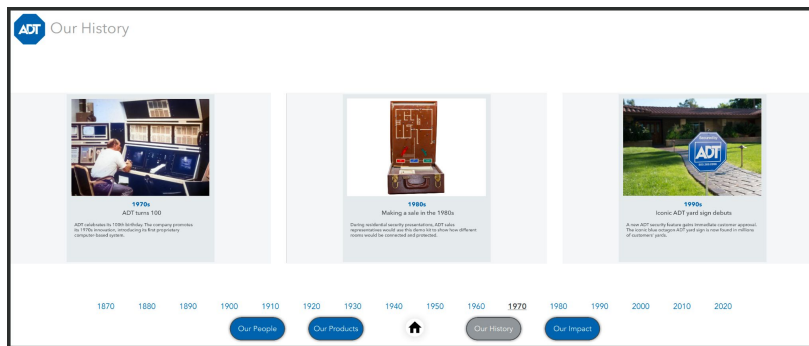
Home Screen



Interactive Showcase



Interactive Image



Interactive Timeline



Interactive Timeline (shown) / Interactive Map / ThinkHub

Timeline showcases company history, Map showcases farmer locations and stories, ThinkHub to facilitate collaboration




Interactive Map

Map has filters to quickly navigate by berry type / crop season.



Idle Screen

Motion Graphics provided by customer; showcase products / services while room is not in active use.



Interactive Timeline (shown) / Interactive Map / ThinkHub

Innovation Lab to help collaborators understand product history and future roadmap;
ThinkHub to facilitate collaboration sessions.



Duke Alumni App

Interact with personalized content via mobile devices (based on graduation year, academic major, extracurricular activities, current city, and more.)



Duke Alumni App

Alumni and Visitors can watch live games, browse rich sports history via Interactive Timeline, view key donors, and more.



COLLABORATE
ANYWHERE

5025 West WT Harris Boulevard - Suite A
Charlotte, North Carolina 28269
+1 704.594.1610 | hello@t1v.com
www.t1v.com