



ViewHub 101:

Transform Team Spaces with BYOD Technology

T1V Webinar Series

AGENDA

1. Intro to T1V + Solutions Overview
2. ViewHub 101
3. Why ViewHub?
4. Q+A

WHO ARE WE?

T1V is a **visual collaboration company** specializing in multitouch, multiuser applications for enterprise, education, and active learning environments.

We're a passionate team of engineering, business, and technology minds - resulting in unrivaled support to our customers from start to finish.

We've been focused on touch technology for over a decade, and we have the one-of-a-kind, proprietary software to prove it.

WHAT DO WE DO?

We develop simple ways for people to tackle complex problems, together.

Our focus is on three major platforms:

- Collaboration Solutions
- Active Learning Solutions
- Interactive Solutions

In addition to these core platforms, T1V works with OEM partners to develop white label products for exclusive distribution.

WHY T1V?

WHY WE'RE DIFFERENT

Software-based Solutions

- Less hardware = fewer points of failure
- Continuous software updates and improvements released quarterly

Intuitive UI / UX

- Single experience across all products
- Easy to use, little training required

Flexibility

- Display agnostic / platform agnostic
- Work with T1V to tailor your solution to you

Best-in-class Support

- T1V Support team available by phone and email
- Single point of contact for troubleshooting

CORE PLATFORMS

COLLABORATION

From simple to complex, T1V's suite of collaboration software fits a range of needs. Whether outfitting a classroom, meeting room, large-scale auditorium, or huddle space, our software-based solutions replace antiquated hardware, and continuously evolve with your organization's needs.

ACTIVE LEARNING

Developed to improve the way instructors and students teach, learn, interact, and engage with one another and their shared subject matter. Designed with education and corporate training in mind, this technology supports active learning for groups of all sizes both in-room and remotely.

INTERACTIVE

T1V got its start in developing unique, one-of-a-kind experiences to 'wow' and impress visitors. Over the years, we've developed a series of software modules that we rebrand to align with your identity - providing interactive experiences that surpass the norm.

Solutions Overview

COLLABORATION

AirConnect.

BYOD
CONNECTION
SOFTWARE

ViewHub.

BYOD
PRESENTATION
SOFTWARE

ThinkHub.

BYOD
COLLABORATION
SOFTWARE

ThinkHub.

MultiSite
ROOM TO ROOM
COLLABORATION



AirConnect™

BYOD CONNECTIVITY
SOFTWARE

AirConnect is a mobile application that enables wireless device sharing to ThinkHub or ViewHub from a laptop, tablet, or smartphone.



AirConnect™

KEY FEATURES

- **Unlimited licenses** | available to all ThinkHub + ViewHub users
- **Singular UX** | provides a seamless, consistent user experience to all ThinkHub + ViewHub users
- **BYOD wireless device sharing** | supports macOS, iOS, Windows, Android, Linux
- **Simultaneous streaming** | supports simultaneous device connections to ThinkHub and ViewHub
- **Screen or App Window Selection** | share your entire device screen, or select a specific App window while you work in the background
- **AirConnect Access™** | remote users can view and virtually point at the ViewHub Canvas
- **Two Network Modes** | *Direct Mode* allows devices to connect to ViewHub on the same network; *World Mode* allows devices to connect to ViewHub from any network in the world



ViewHub™

BYOD PRESENTATION SOFTWARE

ViewHub is a wireless presentation tool that enables users to share content from device screens onto a single display for seamless group meetings. Share multiple device screens at the same time, no wires required.

ViewHub™

KEY FEATURES

- **Easy Presentations** | wireless screen mirroring + presentation solution
- **BYOD wireless device sharing** | supports macOS, iOS, Windows, Android, Linux
- **Simultaneous Streaming** | supports four simultaneous 1080p device streams; up to 16 1080p streams for ViewHub Pro
- **Centralized Control** | Web-based administrative control console for large-scale rollouts
- **MultiPanel** | power up to two displays; ViewHub Pro can power up to 12, depending on display type
- **Privacy** | optional password-protected access
- **Hardware-Agnostic** | compatible with major touch display brands; single panel or multipanel configurations
- **AV Control Integration** | option to integrate with AV control systems

COLLABORATION



ThinkHub™

BYOD COLLABORATION SOFTWARE

ThinkHub is a digitized, multitouch collaboration tool that consolidates all the moving pieces of teamwork: the devices, applications, people, ideas, and content that are critical to achieving great work.

TIV EXPERIENCE
INTERACTIVE

ThinkHub™

KEY FEATURES

- **Interactive Canvas** | expands 20x the surface area of the physical touchscreen, draw directly on the Canvas for digital whiteboarding
- **BYOD wireless device sharing** | supports macOS, iOS, Windows, Android, Linux
- **Annotation toolset** | annotate anything on the Canvas, including live feeds
- **Built-in Apps** | Notes, Sketches, Web Browser
- **Easy Content Sharing** | share content from a USB on the fly, or select from integrated network drive or cloud server
- **Quick Start** | no session prep required - just tap and go, intuitive interface means zero to little training required
- **Hardware-Agnostic** | compatible with major touch display brands; single panel or multipanel configurations

ThinkHub™

ADD-ONS

ThinkHub solutions are highly flexible and scalable - depending on your needs, we've developed Add-Ons that you can layer into your core ThinkHub system:

ThinkHub MultiSite

Real-time, Canvas-to-Canvas remote collaboration sessions for up to 10 locations at a time. Any site can utilize any display configuration; different network options available for enterprise of SMB.

Additional Options

Hardline Inputs Calendar Integration
Crestron / AMX Control ADA Support

ThinkHub VC

Integration with in-room (Polycom, Cisco) or software-based (WebEx, Skype For Business, Zoom) systems. Option for built-in ThinkHub VC included with ThinkHub MultiSite.



WebEx

zoom



Skype for Business



ThinkHub CONNECT™

ACTIVE LEARNING
ROOM TECHNOLOGY

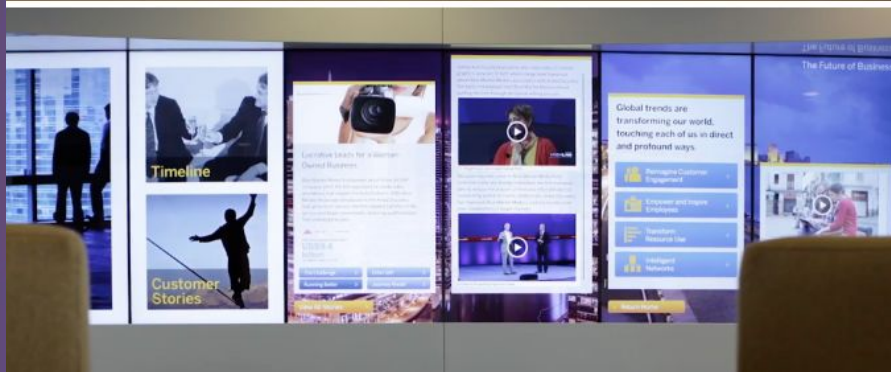
ThinkHub Connect is a hybrid of ThinkHub, ViewHub, and AirConnect technology, all working in tandem to provide instructors and students a way to actively engage with their curricular content and with each other.

ThinkHubCONNECT™

KEY FEATURES

- **Total Connectivity** | all devices and displays are connected for seamless interaction between instructors and students
- **MultiPurpose** | Instructors can use ThinkHub stations as presentation and lecture tool; can also monitor and broadcast ThinkHub and ViewHub station activity to all student stations
- **BYOD Friendly** | supports all student devices (macOS, iOS, Windows, Android, Linux)
- **Mobility** | ThinkHub Tablet gives instructors the freedom to access and control content from anywhere in the room
- **Remote Learning** | engage remote instructors and students via AirConnect and ThinkHub MultiSite

INTERACTIVE



T1V SUITE™

INTERACTIVE,
SEMI-CUSTOM
SOFTWARE MODULES

T1V's Suite of interactive solutions optimizes your existing content for touch-friendly applications - making your brand more engaging than ever. Work with us to apply your branding to an existing module, or develop an even more tailored solution with our team.

T1V SUITE™

KEY FEATURES

- ➔ **MultiTouch** | multiple touch points to support simultaneous interactions happening on different parts of the interactive display
- ➔ **MultiUser** | software that supports multiple people interacting with the same display at the same time
- ➔ **MultiApplication** | run multiple applications at the same time, on the same shared interactive display
- ➔ **Semi-Custom** | tailored experiences that leverage T1V Suite's existing software framework for faster, more affordable deployments
- ➔ **Mix and Match** | select one or several of our T1V Suite software modules to communicate with your audience; also pair well with T1V collaboration and active learning solutions

ViewHub 101

COLLABORATION

AirConnect.

BYOD
CONNECTION
SOFTWARE



ViewHub.

BYOD
PRESENTATION
SOFTWARE



ThinkHub.

BYOD
COLLABORATION
SOFTWARE



ThinkHub.

MultiSite
ROOM TO ROOM
COLLABORATION



ViewHub™

BYOD WIRELESS PRESENTATION

- Screen mirroring / presentation solution
- AirConnect app for Windows, macOS, iOS, Android (same app to connect to ThinkHub)
- Supports AirPlay on any network (Mac / iOS)
- Password Protected Access (optional)
- Integrates with AV Control Panels
- Centralized Web-based Administrative Console
- Supports 4 simultaneous 1080p device streams at 30 fps; up to 16 1080p streams for ViewHub Pro
- Application Window or Full Device Screen Sharing
- Multi-Screen Support (ViewHub can power up to 2; ViewHub Pro can power up to 12, depending on display type)
- Supports remote participation with AirConnect Access


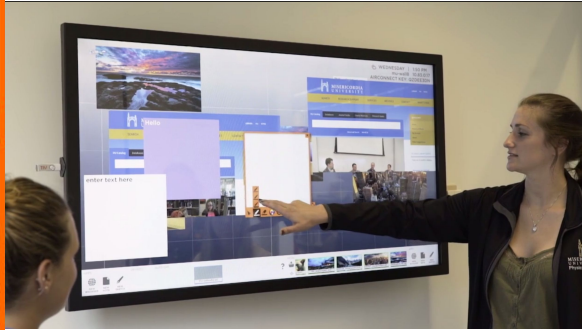


Key Benefits

- **More efficient meetings** | reduce wasted meeting time on setup / follow-up
- **Support remote / global teams** | real-time, remote collaboration; shared sessions that teams can resume anytime, any time zone
- **Make presentations more effective** | engage your audience, present more memorable content with mixed media
- **Improve collaborative workflow** | facilitate work from team to team with ease
- **Support agile improvement** | big room planning, process flow visualization
- **Reduce cost of room equipment + maintenance** | one solution to suit many needs; ongoing software updates ensures constant improvements to software



USE CASES



Meeting Room
Conference Room
Huddle Space
Interactive Auditorium
Classroom
Library
Learning Center
Executive Briefing Center
Innovation Lab
Collaboration Room
Design Center
Customer Service Center
Executive Office
Team Space

ViewHub Demo

AirConnect™

- Free to all ViewHub + ThinkHub users
- After the app is downloaded for the first time, users are automatically notified of all future software updates, which are downloaded to your device from the AirConnect app

T1V EXPERIENCE
INTERACTIVE

[SOLUTIONS](#)

[OUR WORK](#)

[WHO WE ARE](#)

[SHOWCASE](#)

[BLOG](#)

[CONTACT](#)

AirConnect™

AirConnect is an application that you can install on your laptop, tablet, or smartphone to wirelessly mirror your device screen to ThinkHub or ViewHub.

Once you've installed AirConnect, use your ThinkHub/ViewHub AirConnect credentials (available in the top right corner of the ThinkHub/ViewHub display) to share your device screen.

Download
AirConnect for Mac OS

Download
AirConnect for Windows

Download
AirConnect for Linux



[Download AirConnect for Windows 32-bit](#)

[Download AirConnect for Linux 32-bit](#)

AirConnect™

OPERATES IN TWO MODES



Direct Mode - the user's laptop or handheld device must have a route on the same network to talk directly to the ViewHub device. Direct mode is compatible with a single subnet and with multiple subnets.



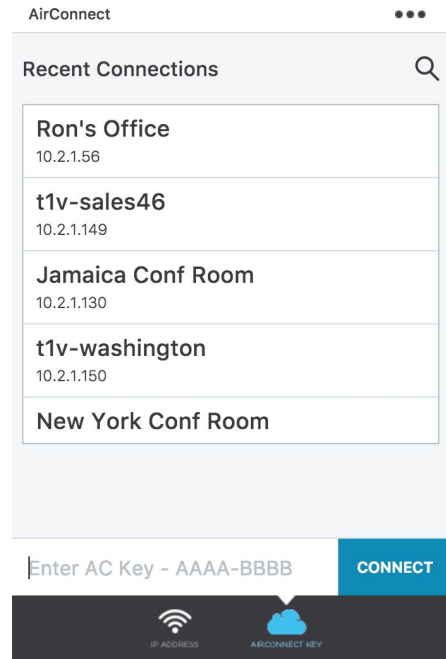
World Mode - Where direct mode is not possible (due to network architecture or security constraints), T1V has developed World mode. In World mode, the device running the AirConnect app and ThinkHub only require outbound connections to the T1V AirConnect server. All traffic to this server is encrypted from both devices.

AirConnect in World Mode

Participate via AirConnect from any network in the world

Use cases include:

- User(s) on a guest network that need to connect their device
- Remote user(s) that would like to participate by sharing their device desktop and/or viewing the ViewHub host device screen



World Mode
AirConnect Key

AirConnect Access™ for REMOTE PARTICIPANTS

AirConnect View™



View the digital Canvas

AirConnect Point™



Direct attention to a particular piece of content with a virtual pointer

→ Provides remote participants the same ThinkHub controls they would experience in-room

→ AirConnect View™:


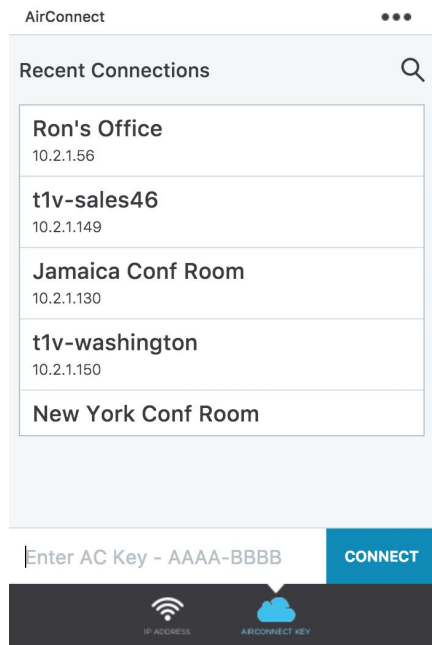
- ◆ View ViewHub Canvas on Mac, Windows, Android device via AirConnect

→ AirConnect Point™:

- ◆ Digital pointer
- ◆ Direct team's attention to particular area of the ViewHub display

AirConnect™

CONNECTING YOUR DEVICE



- Pick your room / screen from the list of recent connections
- If you're connecting to a screen for the first time:

Direct Mode: type in the IP address

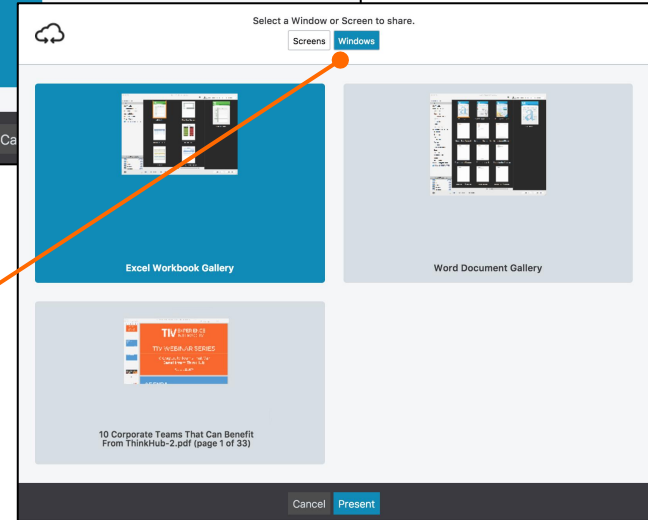
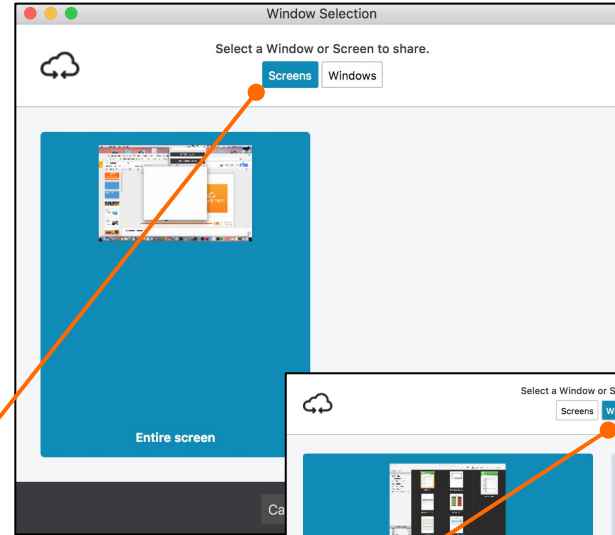
World Mode: type in the AirConnect Key

AirConnect™

SHARE ENTIRE DEVICE SCREEN
OR APP WINDOW

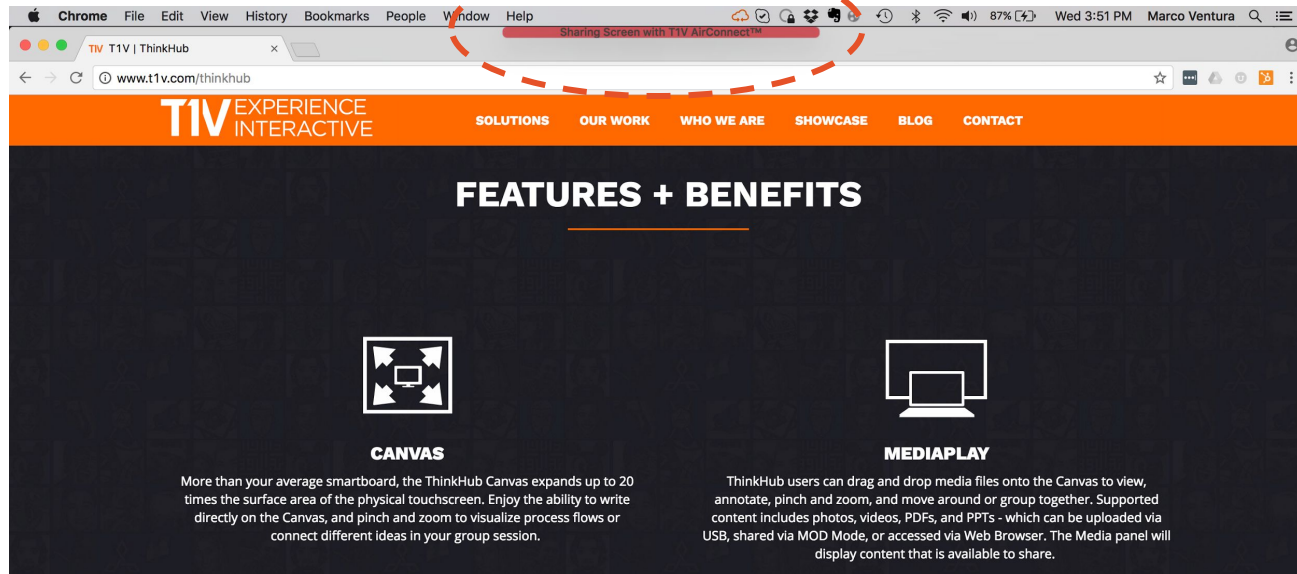
Broadcast entire screen

Select a window to broadcast



AirConnect™ Broadcasting

When you see this red bar, your screen is being broadcast to the ViewHub display




The screenshot shows a Chrome browser window displaying the T1V ThinkHub website. A red dashed circle highlights a notification bar in the browser's status bar that reads "Sharing Screen with T1V AirConnect™". An orange arrow points from the text "When you see this red bar, your screen is being broadcast to the ViewHub display" to this notification bar. The website itself has an orange header with the T1V logo and navigation links: SOLUTIONS, OUR WORK, WHO WE ARE, SHOWCASE, BLOG, and CONTACT. The main content area is dark grey and features two sections: "CANVAS" and "MEDIAPLAY".

T1V EXPERIENCE INTERACTIVE


SOLUTIONS OUR WORK WHO WE ARE SHOWCASE BLOG CONTACT

FEATURES + BENEFITS



CANVAS

More than your average smartboard, the ThinkHub Canvas expands up to 20 times the surface area of the physical touchscreen. Enjoy the ability to write directly on the Canvas, and pinch and zoom to visualize process flows or connect different ideas in your group session.

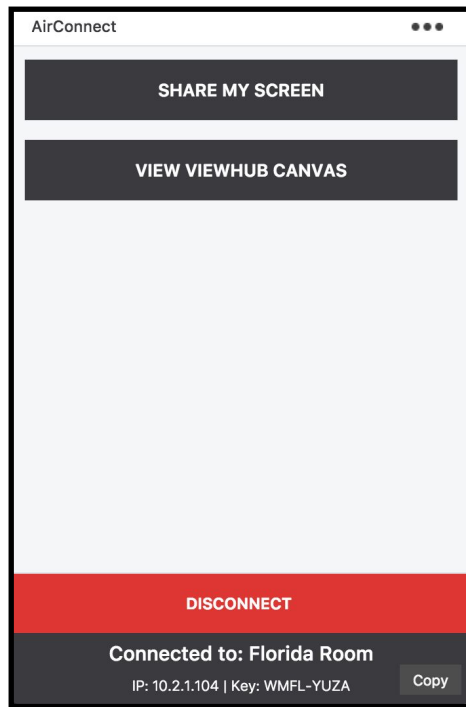


MEDIAPLAY

ThinkHub users can drag and drop media files onto the Canvas to view, annotate, pinch and zoom, and move around or group together. Supported content includes photos, videos, PDFs, and PPTs - which can be uploaded via USB, shared via MOD Mode, or accessed via Web Browser. The Media panel will display content that is available to share.

AirConnect™

VIEWHUB FEATURES EXPLAINED



Additional options and settings

Mirror your device screen to the ViewHub Display

Enables **AirConnect Access**: View or virtually point at the ViewHub Canvas

Disconnect your device

Copy AirConnect credentials to share with colleagues

AirConnect™

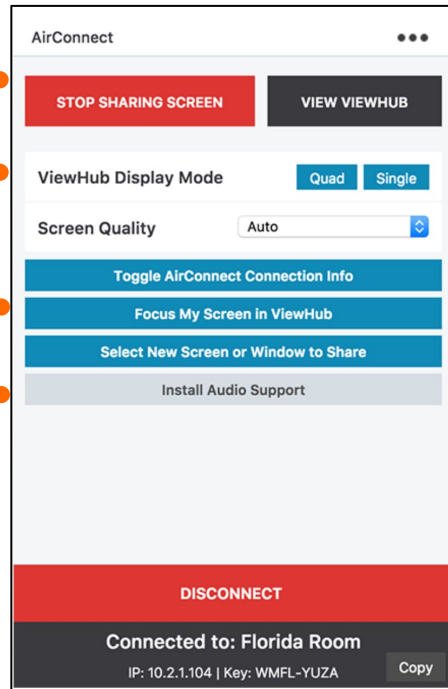
VIEWHUB FEATURES EXPLAINED

Stop sharing screen (but stay connected)

Select single or quad view

Bring your device screen to the front/center of the display

Configure audio to play through the ThinkHub/ ViewHub device instead of your individual device (Mac only)



Additional options and settings

Enables **AirConnect Access**: View and virtually point at the ViewHub Canvas

Choose static or video to optimize broadcast of content

Select a specific screen or app window to share from your device

Disconnect from AirConnect

Copy AirConnect credentials to share with colleagues

Why ViewHub?

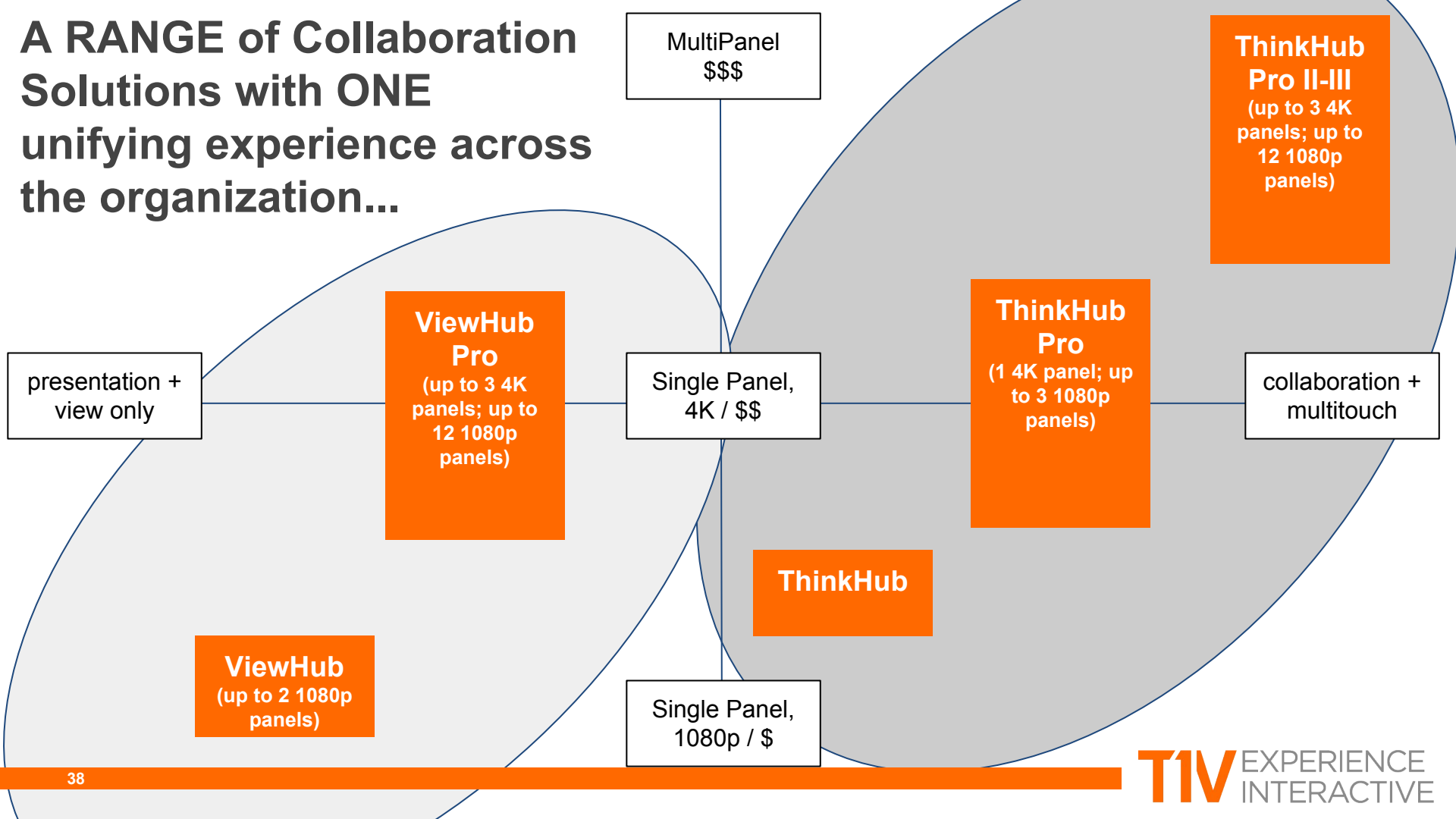
Why ViewHub?

- **Universally Remote:** ViewHub allows any team in any part of the world to remotely view, share, and virtually point in real-time from any office, workspace, huddle room, conference room, regardless of location, network, or device, even mobile.
- **Built for BYOD™ (Bring Your Own Device):** ViewHub is platform-agnostic, supporting mobile device connectivity across macOS, iOS, Windows, Android, and Linux.
- **Seamless Future Integrations:** As you work with our products, we offer clear paths for upgrades to our other software as well as additional integrations. Whether you need multipanel walls, a 4K experience, or something else, our team can easily upgrade your services to meet your needs.
- **Intuitive and Easy-to-Use:** ViewHub is an interactive, flexible software that is based on the needs of those using it for collaboration. With little to zero training required, ViewHub provides a seamless, interactive experience for any collaboration scenario.

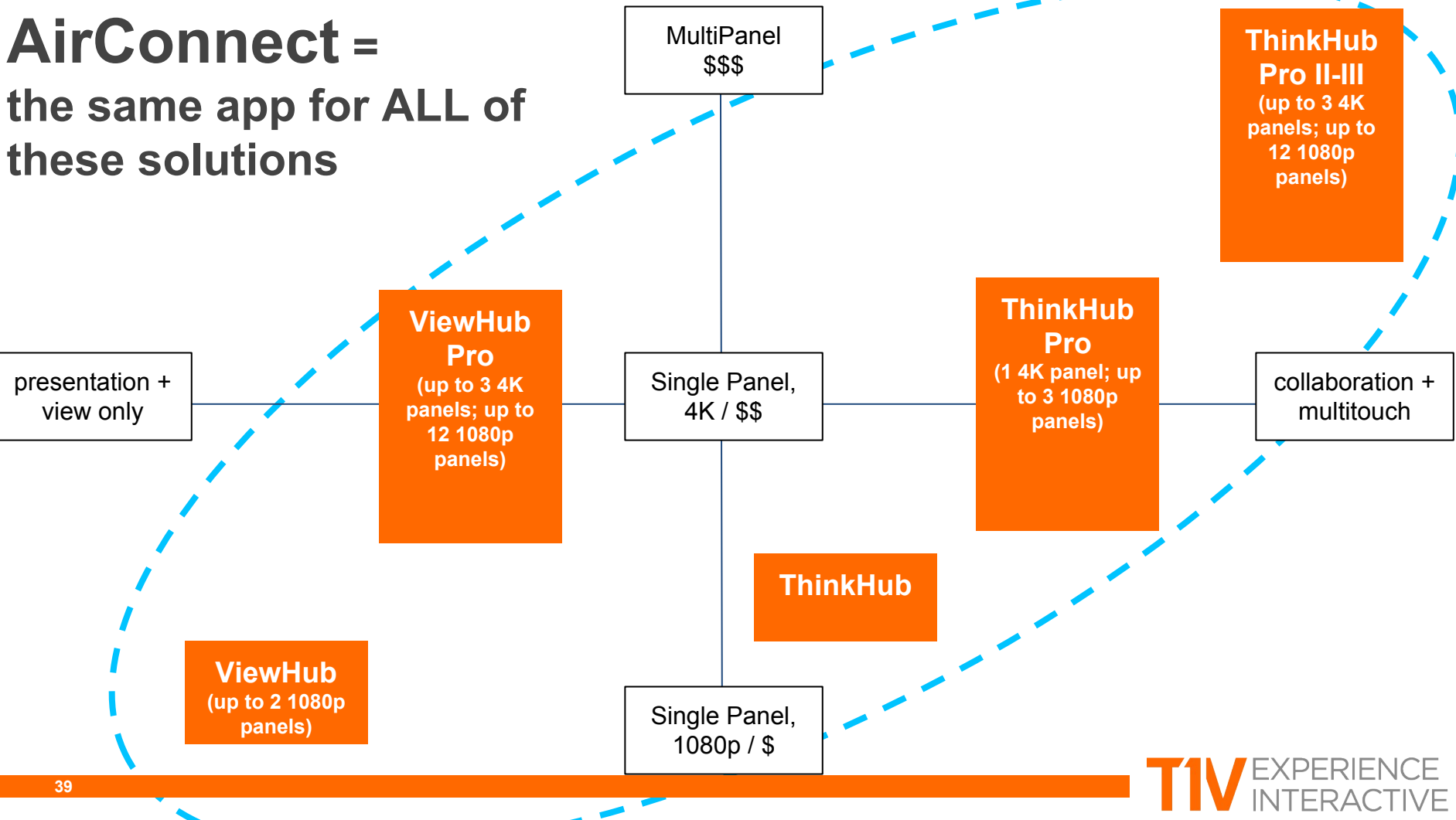
ThinkHub + ViewHub: Better Together!



A RANGE of Collaboration Solutions with ONE unifying experience across the organization...



AirConnect = the same app for ALL of these solutions




Typical Use Case

Example: 60,000 sf building with 40 meeting rooms

Conference Rooms (3)

Multipanel walls with ThinkHub



Meeting Rooms (12)

Single and multipanel walls with ThinkHub + ViewHub



Huddle Spaces (25)

Single panel displays with ViewHub

ONE collaborative workflow for EVERYONE!

WHY T1V?

COLLABORATION

- In-room + Remote collaboration
- Wireless Presentation
- Small - Large Meeting Rooms
- Single & Multi-Panel Walls

ACTIVE LEARNING

- In-room + Remote learning
- TEAL + SCALE-UP rooms
- Scalability + Flexibility
- Small - Large Learning Rooms
- Single & Multi-Panel Walls

INTERACTIVE

- Semi-custom modules (quick, affordable)
- 'WOW' branded experiences
- Single & Multi-Panel Walls

Q + A

t1v.com/webinars

T1V EXPERIENCE INTERACTIVE

10430-F Harris Oaks Boulevard
Charlotte NC 28269
704.594.1610 | hello@tlv.com
www.tlv.com